

WHAT IS WEBPRINT?

WebPrint is an app for devices such as the iPad that supports uploading, and printing from the web through networks running Print Manager Plus with the WebAdvantage Portal.

Technical Requirements:

- IOS 5.1 or later installed on any generation iPad device
- Website address of a Windows Server running Print Manager Plus 2010 and WebAdvantage 3.5 or later

WHAT CAN I PRINT?

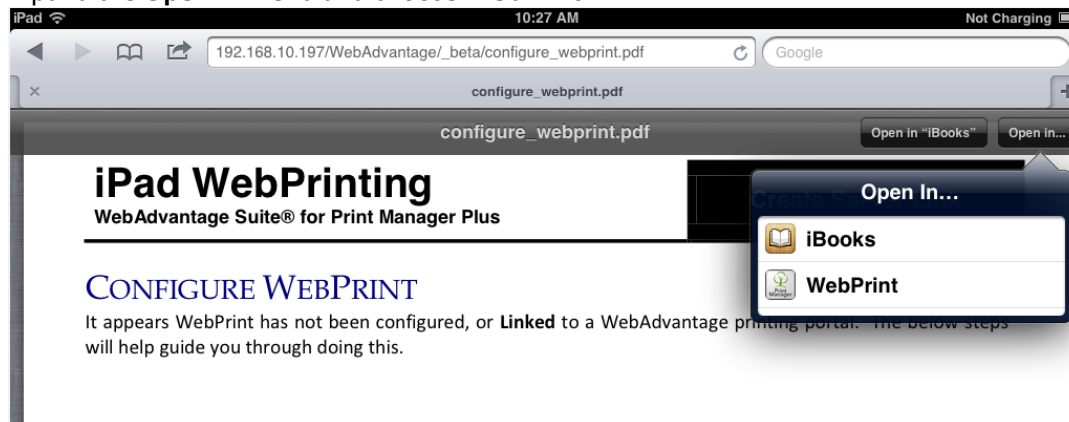
Most common document formats up to 5 MB are supported, as well as the printing of browsable web pages.

Document Type	WebPrint Lite	WebPrint
PDF Documents (.pdf)	YES	YES
Images (.jpg, .gif, .png, .tif, .bmp)	NO	YES
Documents (.doc, .docx, .txt, .rtf)	NO	YES
Spreadsheets (.xls, .xlsx)	NO	YES
Presentations (.ppt, .pptx)	NO	YES
Websites (http, https browsable websites)	NO	YES

Note: Your network administrator may restrict one or more printing types.

HOW DO I PRINT DOCUMENTS?

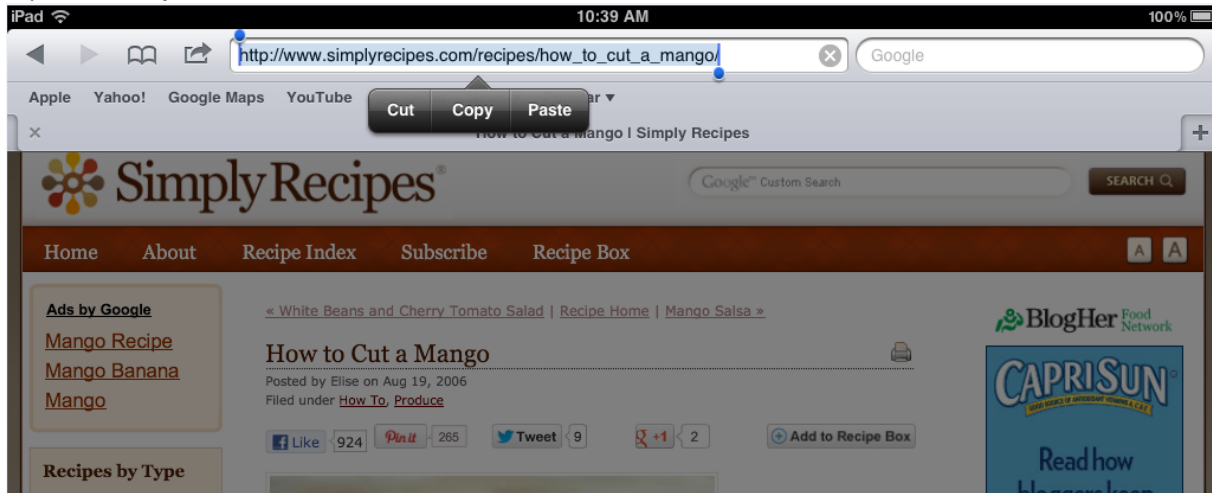
1. Locate the document you want to print, via Safari, Mail or other application.
2. Expand the **Open In** menu and choose **WebPrint**.



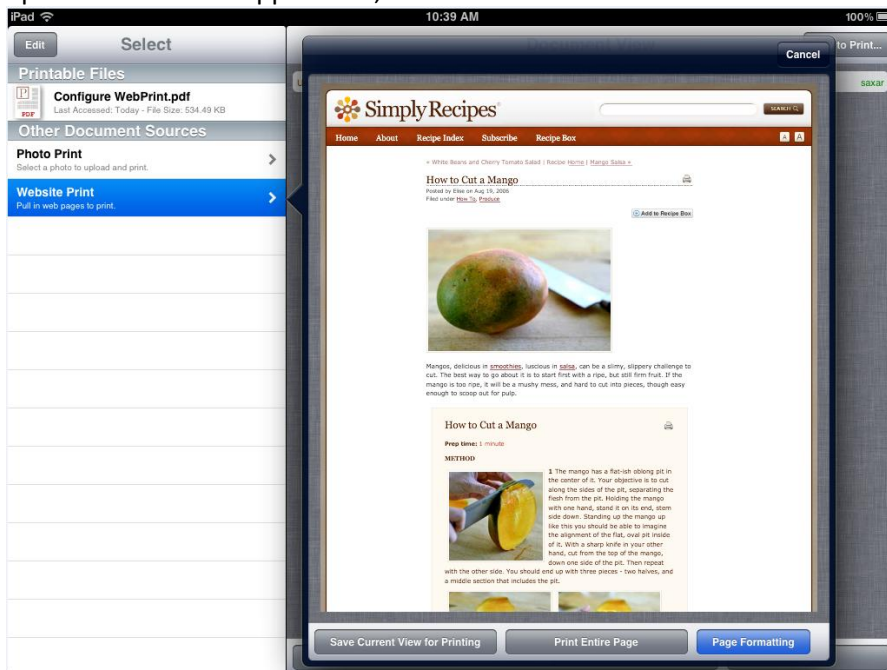
3. The **WebPrint** app will launch allowing

HOW DO I PRINT WEBPAGES:

1. Browse to the webpage you want to print. And **Select** and **Copy** the whole address of the website.
2. Expand the **Open In** menu and choose **WebPrint**.



3. Open the **WebPrint** application, and choose **Website Print** under Other Document Sources



4. Scroll and zoom to the view you want to print, or print the entire page.